

**CONCORSO PUBBLICO PER TITOLI ED ESAMI PER LA COPERTURA A
TEMPO INDETERMINATO DI N. 1 POSTO DI TECNICO DELLA
FISIOPATOLOGIA CARDIOCIRCOLATORIA E PERFUSIONE
CARDIOVASCOLARE-AREA DEI PROFESSIONISTI DELLA SALUTE E
DEI FUNZIONARI – RUOLO SANITARIO**

PROVA ORALE N. 1

Sistemi di controllo e monitoraggio della coagulazione in cardiocirurgia

A cosa serve Excel?

Extracorporeal membrane oxygenation (ECMO) is increasingly being used for patients with severe respiratory failure and has received particular attention during the coronavirus disease 2019 (COVID-19) pandemic. During the pandemic, new evidence has emerged helping to better define the role of ECMO for patients with COVID-19.

PROVA ORALE N. 2

Classificazione e caratteristiche delle pompe utilizzate in circolazione extracorporea

Che cosa è un motore di ricerca?

The use of mechanical circulatory support (MCS) to provide acute haemodynamic support for cardiogenic shock or to support high-risk percutaneous coronary intervention (HRPCI) has grown over the past decade. There is currently no consensus on best practice regarding its use in these two distinct indications.

PROVA ORALE N. 3

Effetti emodinamici del contropulsatore aortico (IABP)

Che cosa è un file con estensione .zip?

Minimally invasive mitral valve surgery (...) has been shown to offer multiple benefits including better cosmetic results, enhanced post-operative recovery, improved patient satisfaction and most importantly, equivalent clinical outcomes with regards to quality and safety when compared to the standard sternotomy approach.



PROVA ORALE N. 4

ECMO V-A: controlli che il tecnico perfusionista deve eseguire

Cosa significa l'acronimo PEC e il suo utilizzo

Extracorporeal membrane oxygenation (ECMO) continues to be an important method of respiratory and/or cardiovascular support. ECMO cannulation involves a complex decision-making process to choose the proper ECMO modality and cannulation strategy to match each patient's needs, unique anatomy, and potential complication profile.

PROVA ORALE N. 5

Vantaggi e svantaggi dell'emodiluizione durante circolazione extracorporea

Che cosa è una casella di posta elettronica?

The increasing incidence of aortic stenosis and greater co-morbidities and risk profiles of the contemporary patient population has driven the development of minimally invasive aortic valve surgery and percutaneous transcatheter aortic valve implantation (TAVI) techniques to reduce surgical trauma.

PROVA ORALE N. 6

Alterazioni dell'equilibrio acido-base in circolazione extracorporea

Dove è possibile ripristinare un file eliminato?


Acute kidney injury (AKI) is a common complication following cardiac surgery performed on cardiopulmonary bypass (CPB) and has important implications for prognosis. The aetiology of cardiac surgery-associated AKI is complex, but renal hypoxia, particularly in the medulla, is thought to play at least some role.

PROVA ORALE N. 7

Siti di cannulazione e criteri di scelta del calibro delle cannule

Utilizzo della firma digitale

Transesophageal echocardiography may serve the clinical perfusionist by providing imaging guidance for identifying potential problems before cardiopulmonary bypass, guiding the proper placement of cannulas, monitoring cardiac performance on cardiopulmonary bypass, and providing useful feedback during weaning from cardiopulmonary bypass.

A handwritten signature in black ink, appearing to read 'Piero de Luca', is located in the bottom right corner of the page.

PROVA ORALE N. 8

Controlli che il tecnico perfusionista deve eseguire prima dell'ingresso in circolazione extracorporea

Nell'invio di una mail cosa significa il campo "ccn"?

During open heart procedures, the heart is stopped. The surgeon needs a blood-free, motionless work area. The heart-lung bypass machine provides circulation for the rest of the body during surgery. The perfusionist, as an active member of the surgical team, operates the heart-lung bypass machine.

PROVA ORALE N. 9

Manovre e controlli durante la circolazione extracorporea

Cosa significa comprimere un file?


Cardiopulmonary bypass (CPB) is a crucial technology in modern cardiac surgery. The CPB circuit includes a pump to circulate blood and an oxygenator to exchange oxygen and carbon dioxide, replicating the physiological processes of the heart and lungs.

PROVA ORALE N. 10

Manovre di fine CEC

A cosa serve Power Point

Cardiopulmonary bypass (CPB) provides a bloodless field for cardiac surgery. It incorporates an extracorporeal circuit to provide physiological support in which venous blood is drained to a reservoir, oxygenated and sent back to the body using a pump. Team effort between surgeon, perfusionist and anaesthesiologist is paramount for the successful use of CPB.

A handwritten signature in black ink, appearing to be 'E.M. H.K.C. W.P.Y.', is located in the bottom right corner of the page.

PROVA ORALE

N. 11

Procedura di recupero cellulare intraoperatorio


Differenza tra Software e Hardware?

Off-pump coronary artery bypass is associated with less blood loss and need for transfusion, less postoperative atrial fibrillation, less stroke and probably less renal dysfunction. It is also associated with shorter postoperative intubation time and hospital length of stay.

Prova non estratta n. 10

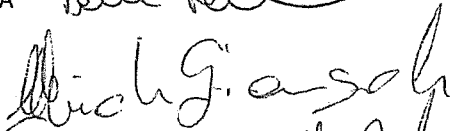
PRESIDENTE:

Dott.ssa FONTETROSCIANI LAURA



COMPONENTI:

Dott.ssa GIANANGELI MICHELA



Dott. MALANDRA CARMINE

